


SOUTH POINT WORLD SCHOOL
HOLIDAYS' HOMEWORK

CLASS - II

Name : _____

Section : _____



Dear Parents

Children are born with natural curiosity and inquisitiveness about the world around them. It is important for us to help them keep this spark alive and to make learning a fun.

Summer Vacation is just round the corner. Let every moment of this vacation be a time to unite, connect and enjoy beautiful moments with your child.

Here are some activities, given to help your child become independent and confident:-

Independent Me.....

- ❖ Buttoning and unbuttoning
- ❖ Putting Socks and Shoes
- ❖ Keeping things back at their places
- ❖ Filling the water bottles
- ❖ Keeping room clean and well-organized
- ❖ Eating meal on own

Alone we can do so little; together we can do so much. (Social Skills)

- ❖ Wish your elders with a smile.
- ❖ Play outdoor games with your friends.
- ❖ Use magical words: 'Sorry', 'Please', 'Excuse Me', 'Thank You'.

INSTRUCTIONS FOR STUDENTS:

- ❖ Do your work in a separate three-in-one notebook.
- ❖ Writing should be legible.
- ❖ Do all the given worksheets neatly and don't tear them.
- ❖ Plant a sapling, nurture it with love and watch it grow.
- ❖ Improve your handwriting by practicing daily.
- ❖ Try to converse in English with your parents, siblings, friends and relatives, as it will improve your proficiency in English.
- ❖ Don't play in sunshine.
- ❖ Pray to God daily.
- ❖ Enjoy your Holidays!!!!

One who maintains cleanliness, keeps away diseases. (Personal Hygiene)

- ❖ Brushing teeth twice a day.
- ❖ Combing hair regularly.
- ❖ Bathing daily.
- ❖ Washing hands before and after meals.

Reading is fun

Children are made readers on the laps of their parents.

- ❖ Make reading a regular practice.
- ❖ Recite bed-time stories a part of your child's daily routine.

SOUTH POINT WORLD SCHOOL

Holiday Homework

Class- II

English

Reading:-

- Read one page daily and underline the Difficult Words.
- Read and Learn Poems : 'The Squirrel' (Pg -15) and 'Tommy's 5 Senses' (Pg-35)

Let's Compose:-

- Paste Picture of any one animal on A-4 sheet and write seven lines about it.
- Paste pictures of your family members in English Reader Book on Pg no. 33.

Let's Hone Grammar Skills:-

- Practice exercise of the following chapters of English Grammar :
- L-1 Alphabet Fun
- L-2 Sentences

Let's Check Literary Flavour :-

- Learn L-2 'I Won't Help you' with book exercises.

Hindi

आओ सीखे -

- अपनी पाठ्य पुस्तक से प्रतिदिन एक पेज शुद्ध उच्चारण के साथ पढ़ने का अभ्यास करें ।
- A-4 साइज शीट पर अपने राष्ट्रीय झंडे का चित्र बनाकर उसमें रंग भरिए और झंडे के बारे में पाँच पंक्तियाँ लिखिए ।

आओ दोहराए -

- 'हम नन्हे - नन्हे बच्चे हैं' और 'रंग - बिरंगी दुनिया' कविताएँ कंठस्थ करें ।
- अपनी पाठ्य पुस्तक 'प्रथम' का पाठ - 3 (पेट दर्द) पाठ - 4 (अनजान चूज़ें) पढ़ें ।
- अपनी व्याकरण पुस्तक का पेज नंबर 15 , 17 , 18 और 62 पूरा करें ।
- प्रत्येक मात्रा से 10- 10 शब्द बनाइए और A-4 साइज शीट पर परियोजना तैयार कीजिए ।
- 10 सुलेख लिखिए । सुलेख में कठिन लगने वाले शब्दों का अभ्यास करें ।

Mathematics

- Learn and Write Tables from 2 to 10.
- Do page no. 52, 53, 56, 57, 66, 67, 69 and 71 in your Maths book.

Activity: -

- Make an Abacus with the help of cardboard, beads, sticks and glaze paper .

EV.S

Scrap Book:-

- Paste a colourful picture of 'Human Body' and mention different external organs.
- Make a Collage on 'Healthy Food'.

Project Work:-

- Make a clock.
- Make First Aid Box.

Learning Time:-

- Learn L-3 (Health Is Wealth).

General Knowledge

Learn the following chapters:-

- L-1 (Living or Non-Living)
- L-2 (Rhymes I Know)
- L-3 (Internal Body Parts)
- L-4 (Famous Places of India)
- L-5 (Sobriquets)

Drawing

- Draw and colour any 5 Fruits and 5 Vegetables on a chart paper
- Make Father's Day Brooch (Pg- 21)
- Make a Tortoise using coconut shell.

Computer

- Read Ch-3 'IPO Devices' , Ch-4 'The Keyboard and the Mouse' and find out book exercises
- Make a chart of Input Devices.

Start wide, expand further, and never look back.

Expanded Form

Directions: Fill in the chart below to show how many hundreds, tens and ones. The first one has been done for you.

	Hundreds	Tens	Ones		
234	200	+	30	+	4
513					
673					
947					
682					
870					
701					
457					
198					
355					

**Time is the notion of
'before and after'.**

What Comes After and Before?

**Write the numbers that come just before the
given numbers:-**

a)

	3 0 8
--	-------

b)

	9 6 0
--	-------

c)

	5 7 3
--	-------

d)

	2 0 0
--	-------

e)

	7 9 9
--	-------

f)

	6 4 7
--	-------

g)

	1 3 0
--	-------

h)

	6 0 9
--	-------

**Write the numbers that come just after the
given numbers:-**

a)

3 0 9	
-------	--

b)

5 0 8	
-------	--

c)

5 8 9	
-------	--

d)

1 9 0	
-------	--

e)

3 1 9	
-------	--

f)

7 3 7	
-------	--

g)

9 0 0	
-------	--

h)

9 3 5	
-------	--

Never compare your inside with
somebody else's outside.

Put the Sign




Use $>$, $<$ or $=$ to make the statements true:

- 1) 362 ____ 583
- 2) 183 ____ 362
- 3) 200 ____ 178
- 4) 738 ____ 482
- 5) 132 ____ 132
- 6) 584 ____ 803
- 7) 672 ____ 278
- 8) 576 ____ 657
- 9) 813 ____ 675
- 10) 672 ____ 276
- 11) 369 ____ 714
- 12) 62 ____ 488
- 13) 398 ____ 398
- 14) 270 ____ 194
- 15) 261 ____ 126
- 16) 748 ____ 914
- 17) 609 ____ 483
- 18) 527 ____ 752
- 19) 694 ____ 811
- 20) 538 ____ 358

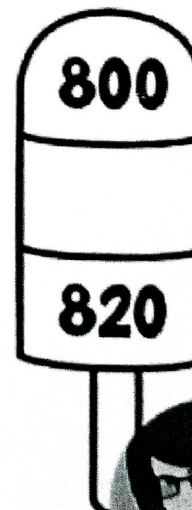
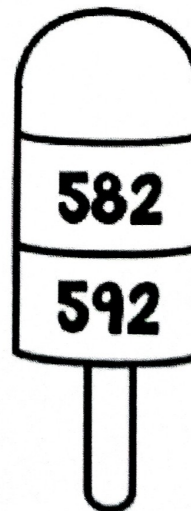
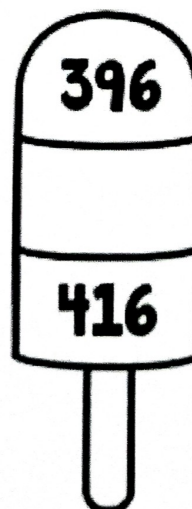
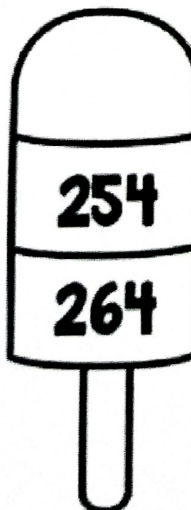


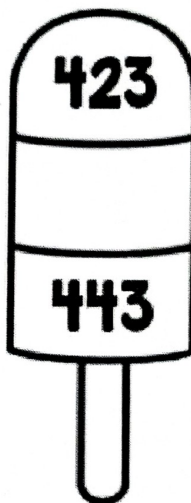


- 21) 761 ____ 584
- 22) 389 ____ 736
- 23) 473 ____ 602
- 24) 852 ____ 389
- 25) 368 ____ 194
- 26) 712 ____ 97
- 27) 618 ____ 725
- 28) 596 ____ 601
- 29) 312 ____ 321
- 30) 806 ____ 589
- 31) 418 ____ 418
- 32) 209 ____ 187
- 33) 452 ____ 378
- 34) 216 ____ 162
- 35) 753 ____ 537
- 36) 381 ____ 813
- 37) 726 ____ 726
- 38) 603 ____ 298
- 39) 477 ____ 515
- 40) 679 ____ 697

Sweet Tens



Directions

Fill in the missing numbers on each popsicle.



जीव जन्तुओं का करें सम्मान,
इनमें भी होती है जान।

सही भाषा चुनकर लिखें:



(क) बिल्ली= _____ (चहचाना / म्याऊं -म्याऊं)

(ख) कुत्ता= _____ (भौकना / टर् -टर्)

(ग) मोर= _____ (मेंयूं-मेंयूं / हिनहिनाना)

(घ) कबूतर= _____ (दहाड़ना / गुटरगूं -गुटरगूं)

(ङ) हाथी= _____ (कौव -कौव/ चिंघाड़ना)

(च) मक्खी= _____ (भीं -भीं /काँव-काँव)

(छ) घोड़ा= _____ (हिनहिनाना/ टर् -टर्)


(ज) मुर्गा= _____ (कुकड़ू -कूँ/भौकना)

(झ) बकरी= _____ (मिमियाना /चहचाना)

तुम्हारे आलस्य और लापरवाही को बताती है,
कितनी चालाकी से बिल्ली दूध पी जाती है।

चित्र व्याख्या

नीचे दिए गए चित्र में रंग भरिए और खाली स्थानों की पूर्ति कीजिए:



दूध कूद मीठा शिकार खतरा

१. बिल्ली बहुत ऊँचा _____ सकती है।
२. बिल्ली _____ स्वाद नहीं पहचान सकती है।
३. बिल्ली चुपचाप _____ करती है।
४. बिल्ली को _____ पीना बहुत पसंद है।
५. बिल्ली अपनी मूंछों से _____ भांप जाती है।

संज्ञा का तुम रखो ध्यान,
संज्ञा ही है सबकी पहचान

संज्ञा

चित्रों को पहचान कर वाक्यों में संज्ञा शब्द लिखिए।

1. फलों का राजा है। 
2. मेरा बहुत बड़ा है। 
3. मेरे देश का नाम है। 
4. यह एक है। 
5. यह का फूल है। 
6. यह एक लाल है। 

घर

भारत

आम

लड़का










किताब

गुलाब

ज्ञानी वो व्यक्ति नहीं होता जो बहुत-सी बातें जानता है,
बल्कि ज्ञानी वो होता है जो काम की बातें जानता है।

मात्रा ज्ञान

उचित मात्रा वाला शब्द चुनकर दिए गए खाली स्थान में लिखिए:

	मीत्र	मित्र	_____
	पिता	पीता	_____
	गिनती	गिनति	_____
	दुध	दूध	_____
	फूल	फुल	_____
	केला	कैला	_____
	बैल	बेल	_____
	औखली	ओखली	_____
	ओरत	औरत	_____






Men of quality respect women's equality.

The Gender Of Nouns

Fill in the blanks with the correct feminine pair you can find in the box:

duck	bee	sow	tigress	vixen
cow	peahen	lioness	ewe	hen
bitch	hind	mare	goose	

1. fox _____
2. peacock _____
3. bull _____
4. lion _____
5. drone _____
6. gander _____
7. stag _____
8. drake _____
9. boar _____
10. dog _____
11. stallion _____
12. cock _____
13. tiger _____
14. ram _____



We all do heroic things, but hero is not a noun. It's a verb.

Wonder'ing' Boxes

Let's learn how 'ing' is added in verbs. In each set some verbs are done. Complete the set in the same way.

a) In most of the verbs 'ing' is added without any change.

visit	→	visiting
go	→	going
meet	→	
start	→	
clean	→	
walk	→	
see	→	
cook	→	

Add
'ing'



b) Verbs ending in 'e' → drop 'e' and then add ing.

leave	→	leaving
come	→	coming
give	→	
love	→	
dance	→	
make	→	
hope	→	
take	→	



**Punctuation marks are like road signs;
without them we just may get lost.....**

Punctuate the following sentences:

1) today is Sunday

2) where is your bag

3) my best friend name is seema

4) my daughter lives in australia

5) the geeta is a holy book

6) the February is the shortest month of the year

A great many people think they are thinking when they are merely rearranging their prejudices

Sentences

Rearrange the words to make meaningful sentences.

1) eating / We / pizza / are

2) are / pretty / You

3) cat / drinks / The / milk

4) friends / playing / my / football / are

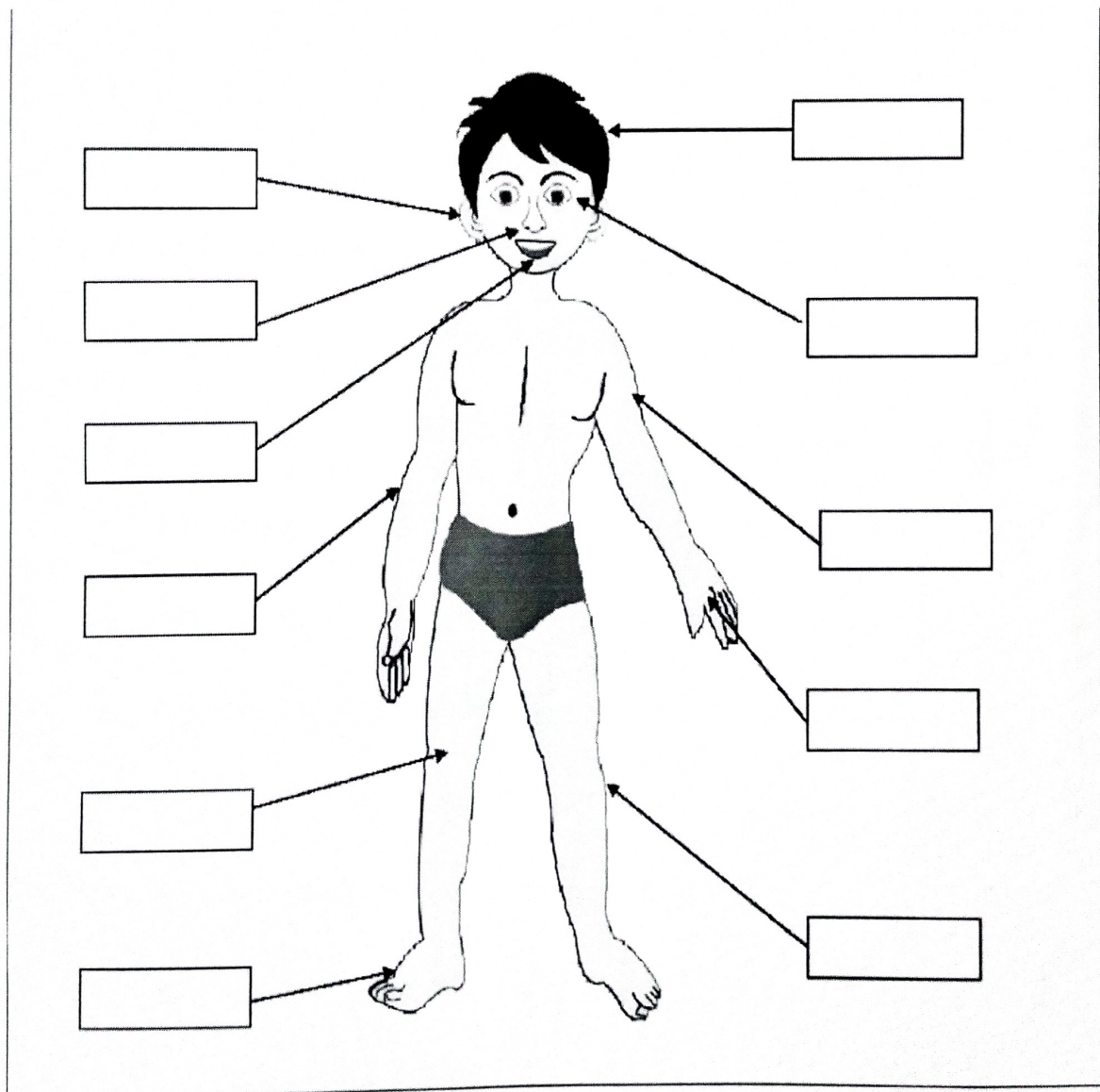
5) is / my / That / pen

6) father / a / doctor / my / is

**The human body is the best picture of
the human soul.**

Human Organs

Label the following picture:



**Family is not an important thing.
It's everything.**

My Family



1. My name is _____.
2. I'm _____ years old.
3. My mother's name is _____.
4. My mother is a/an _____.
5. My father's name is _____.
6. My father is a/an _____.
7. My grandmother's name is _____.
8. My grandfather's name is _____.
9. My sister's name is _____.
10. My sister is a/an _____.

**The human body has limitations,
the human spirit is boundless.**

Body Organs

Answer in one word:

1) Organ that helps to think.

**2) Organ that helps to
digest food.**

**3) Organ that helps to
breathe.**

4) Largest sense organ.

**5) Organ that pumps blood
to all parts of body.**

**6) Body parts that cannot
be seen from outside.**

**7) Body parts that can be
seen from outside.**


Where words fail, music speaks.



OBJECTS RECOGNISATION



MATCH THE FOLLOWING MUSICAL INSTRUMENTS WITH THEIR NAMES BY DRAWING LINES



Piano

Tuba

Drums



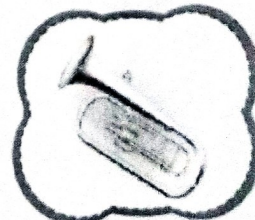

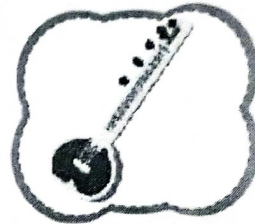
Sitar

Accordin

Flute

Tabla

Guitar



Invention is the natural outcome of creative thinking.

Inventions and discoveries

Q. Write the name of the person with their invention and discoveries correctly using the clues:




1.

Fountain pen



2.

Aeroplane



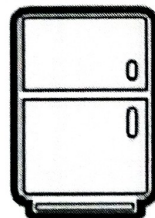
3.

Radium



4.

Oxygen



5.

Refrigerator



6.

Telephone

Marie Curie

Alexander Graham Bell

Wright brothers

Christian Steenstrup

Lewis E. Waterman


Joseph Priestley

To attain knowledge, add things everyday.
To attain wisdom, remove things everyday.

Word Puzzle

Arrange the following letters to make meaningful words:

maelc



--	--	--	--	--

erde




--	--	--	--

nloi



--	--	--	--

woc



--	--	--

tlepaneh



--	--	--	--	--	--	--	--

eorsh



--	--	--	--	--

odg




--	--	--

tac



--	--	--

rofg



--	--	--	--

**Computing is not about computers
any more. It is about living.**

Computer

1. Drag the name to the correct place:


monitor mouse keyboard CPU

1. The _____ controls the computer.
2. The _____ shows what is being done on the computer.
3. We can move the pointer on the screen using the _____.
4. We can enter letters and numbers into the computer using the _____.


2. Match:

Computer parts


Name



Mouse



CPU

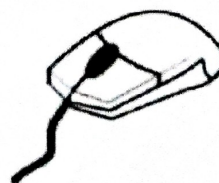


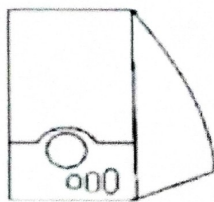



Monitor

The power of the computer is starting to spread


Computer

Name and colour the parts of computer.



Earth provides enough to satisfy every man's need, but not every man's greed.

Environment Day : 05 June every year



Note : Decorate and colour the picture.

**A father's love will always be
imprinted on the heart of a son.**

**HAPPY
FATHER'S DAY**

**FATHER'S
DAY**




Note : Decorate and colour the picture.

Yoga Day : 21 June every year

Namaste

“Nah-mah-stay”

The goodness and light in me,
sees the goodness and light in you.



Note : Decorate and colour the picture.

Decorate and colour flower: ' Rose'

