

SOUTH POINT WORLD SCHOOL

HOLIDAYS' HOMEWORK

CLASS: - PP-I



Dear Parents

Children are born with natural curiosity and inquisitiveness about the world around them. It is important for us to help them keep this spark alive and to make learning a fun.

Summer Vacation is just round the corner. Let every moment of this vacation be a time to unite, connect and enjoy beautiful moments with your child.

Here are some activities, given to help your child become independent and confident:-

Independent Me.....

- ❖ Buttoning and unbuttoning
- ❖ Putting Socks and Shoes
- ❖ Keeping things back at their places
- ❖ Filling the water bottles
- ❖ Keeping room clean and well-organized
- ❖ Eating meal on own

Alone we can do so little; together we can do so much. (Social Skills)

- ❖ Wish your elders with a smile.
- ❖ Play outdoor games with your friends.
- ❖ Use magical words: 'Sorry', 'Please', 'Excuse Me', 'Thank You'.

INSTRUCTIONS FOR STUDENTS:

- ❖ Do your work in a separate three-in-one notebook.
- ❖ Writing should be legible.
- ❖ Do all the given worksheets neatly and don't tear them.
- ❖ Plant a sapling, nurture it with love and watch it grow.
- ❖ Improve your handwriting by practicing daily.
- ❖ Try to converse in English with your parents, siblings, friends and relatives, as it will improve your proficiency in English.
- ❖ Don't play in sunshine.
- ❖ Pray to God daily.
- ❖ Enjoy your Holidays!!!!

One who maintains cleanliness, keeps away diseases. (Personal Hygiene)

- ❖ Brushing teeth twice a day.
- ❖ Combing hair regularly.
- ❖ Bathing daily.
- ❖ Washing hands before and after meals.

Reading is fun


Children are made readers on the laps of their parents.

- ❖ Make reading a regular practice.
- ❖ Recite bed-time stories a part of your child's daily routine.

ALL ABOUT ME!

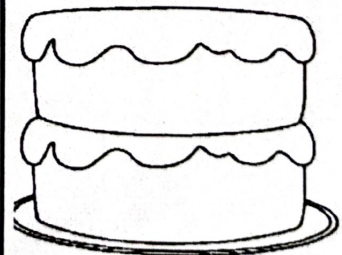
My name is:

I am



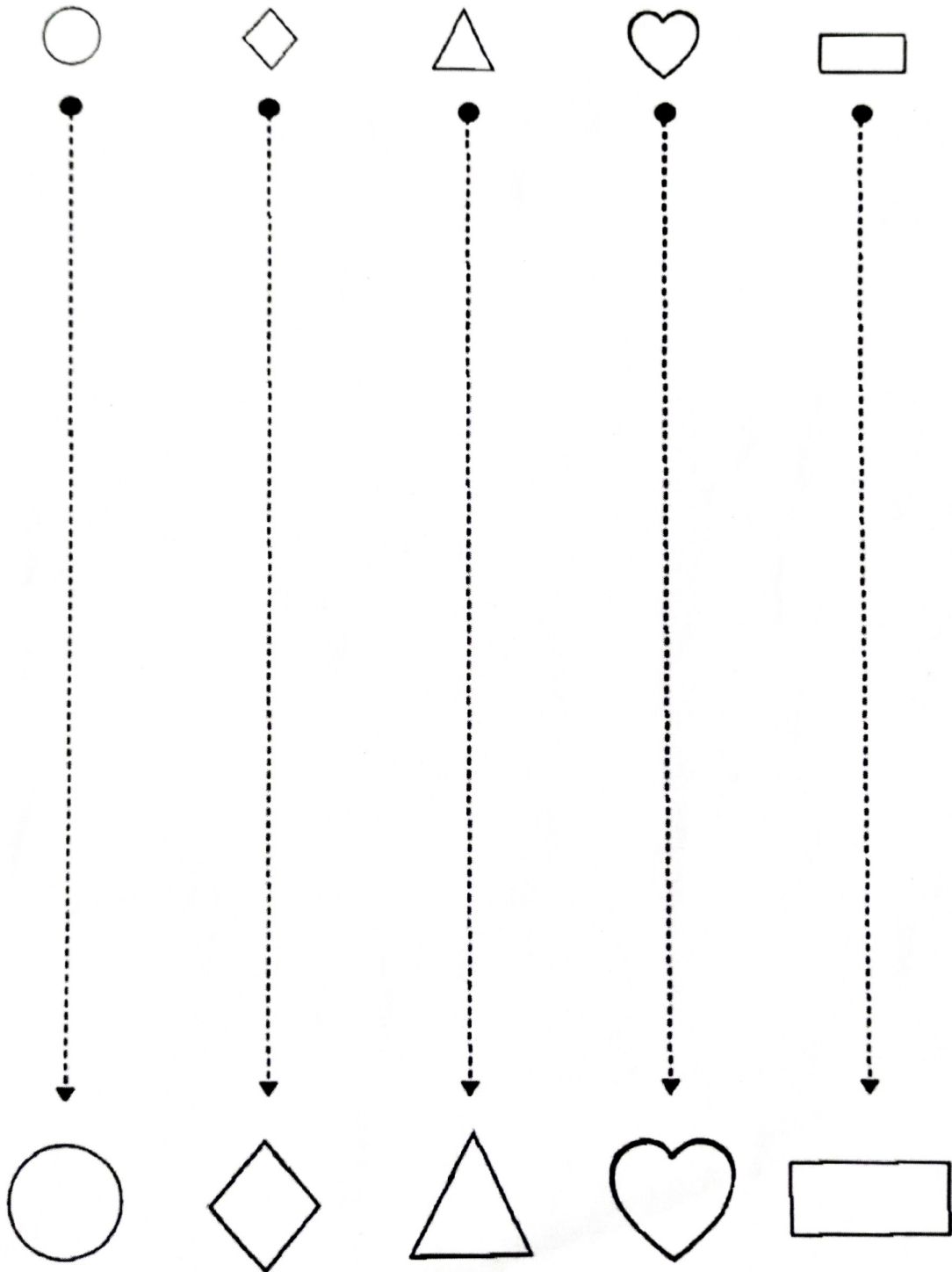
This is my handprint:

years old




YUM! YUM! I LOVE STRAWBERRY CAKE.

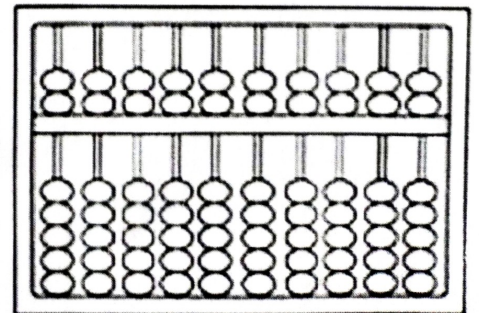



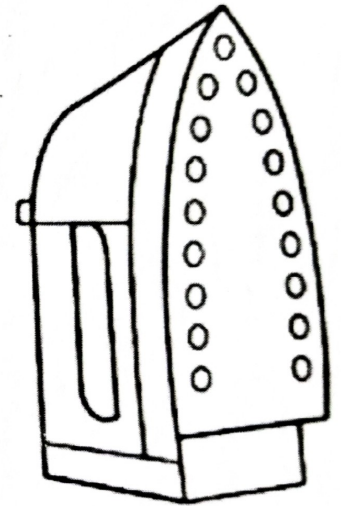

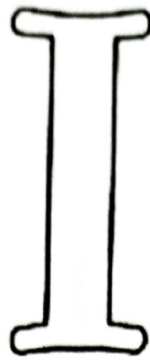
LET'S PRACTICE STANDING LINE



Diagonal Line Tracing




COLOUR THE PICTURES THAT BEGIN WITH THE LETTER 'I'







TRACE THE LETTER 'L'

L




L	L	L	L	L	L
L	L	L	L	L	L
L	L	L	L	L	L
L	L	L	L	L	L
L	L	L	L	L	L
L	L	L	L	L	L

SEE THE PICTURE AND CIRCLE THE CORRECT LETTER



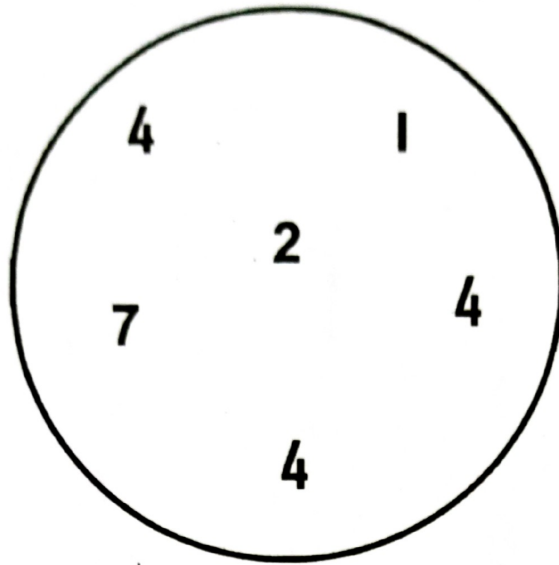
LET'S PRACTICE NUMBER - 1




one



Find and circle the number 4




Draw four dots in this ten frame



It's time to rock the floor by tracing number 4

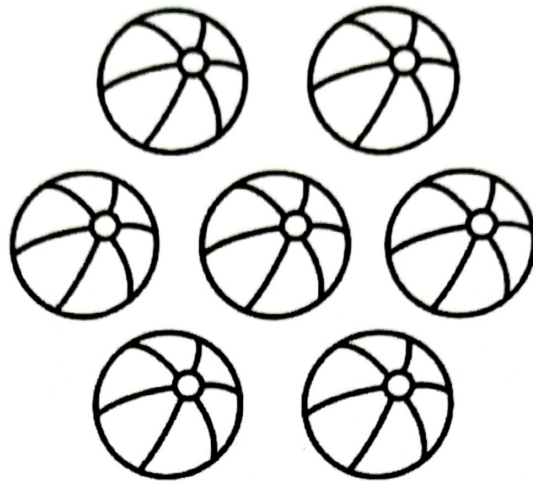
Let's trace number 4



LET'S PRACTICE NUMBER - 7



7

seven



Handwriting practice lines for the number 7. Each line consists of a solid top line, a dashed middle line, and a solid bottom line. The first line shows a solid '7' followed by a dashed '7'. The second line shows a dashed '7'. The third line shows a solid '7' followed by a dashed '7'. The fourth line shows a dashed '7'. The fifth line shows a solid '7' followed by a dashed '7'. The sixth line shows a dashed '7'. The seventh line shows a solid '7' followed by a dashed '7'. The eighth line shows a dashed '7'.

My grandparents brought two aquariums, big one for my elder brother and small one for me



Match the **Big** fish to the **Big** bowl and **Small** fish to the **Small** bowl.
Also colour the pictures.

Nuggets of Information

Instead of letting the children watch T.V. or mobile, involve them in small games.




Nature is beautiful and so is my art...



I will show you my creativity. Come, let's start

Fill green and brown colour in tree. Paste yellow/ golden coloured bindis to make the mangoes colourful.



Nuggets of Information

Mangoes are good to make mango shake, mango jam or mango pie. Ask your mom/ aunt to make one for you.

An amazing visit to the park!



EXPLORE AND LEARN

Visit a park, collect leaves of different sizes and paste below

My teacher told not to pluck leaves, she told to collect the leaves fallen on ground.

Nuggets of Information


Work on this sheet on June 5. As this day is celebrated as **'World Environment Day'** every year.

**"Earbud printing, fun to see,
Customized just for you and me."**

She is 'Elle', my soft buddy. I will make it colourful with earbud impressions.


In colours bold,
I dip and play.

With earbuds, I create my way.
In many hues, some mild and some bold,
With each impression, many stories unfold.



Put grey coloured impression in the body and red coloured in bow.

My Mom says, "Fruits and veggies are so wonderful,
Their flavours are rich, their colours are beautiful,
In salads, these are crisp or in smoothies these are cool,
Fruits bring joy, it's a golden rule."




Paste pictures of your favourite fruits in the basket. Colour this basket to make it more beautiful.

Nuggets of Information

We must eat atleast two types of fruits daily.


Tear, paste and watch magic unfold,
I have heard a story of tortoise who was very old.



Tear green coloured paper bits of different shades and paste them on the
turtle .


**My teacher says,
"We are shining stars,
In the limitless sky, that's ours."**

Birds are so wonderful, with colours so bold,
In trees and skies, their stories unfold.
Their chirps and tweets, a language untold,
In every flutter, a tale is told.



Fill yellow colour in the bird and red colour in the beak.

MATCH THE BODY PARTS





Namaste

“Nah-mah-stay”

The goodness and light in me,
sees the goodness and light in you

