


SOUTH POINT WORLD SCHOOL

HOLIDAYS' HOMEWORK

CLASS: - PP-II



Dear Parents

Children are born with natural curiosity and inquisitiveness about the world around them. It is important for us to help them keep this spark alive and to make learning a fun.

Summer Vacation is just round the corner. Let every moment of this vacation be a time to unite, connect and enjoy beautiful moments with your child.

Here are some activities, given to help your child become independent and confident:-

Independent Me.....

- ❖ Buttoning and unbuttoning
- ❖ Putting Socks and Shoes
- ❖ Keeping things back at their places
- ❖ Filling the water bottles
- ❖ Keeping room clean and well-organized
- ❖ Eating meal on own

Alone we can do so little; together we can do so much. (Social Skills)

- ❖ Wish your elders with a smile.
- ❖ Play outdoor games with your friends.
- ❖ Use magical words: 'Sorry', 'Please', 'Excuse Me', 'Thank You'.

INSTRUCTIONS FOR STUDENTS:

- ❖ Do your work in a separate three-in-one notebook.
- ❖ Writing should be legible.
- ❖ Do all the given worksheets neatly and don't tear them.
- ❖ Plant a sapling, nurture it with love and watch it grow.
- ❖ Improve your handwriting by practicing daily.
- ❖ Try to converse in English with your parents, siblings, friends and relatives, as it will improve your proficiency in English.
- ❖ Don't play in sunshine.
- ❖ Pray to God daily.
- ❖ Enjoy your Holidays!!!!

One who maintains cleanliness, keeps away diseases. (Personal Hygiene)


- ❖ Brushing teeth twice a day.
- ❖ Combing hair regularly.
- ❖ Bathing daily.
- ❖ Washing hands before and after meals.

Reading is fun

Children are made readers on the laps of their parents.

- ❖ Make reading a regular practice.
- ❖ Recite bed-time stories a part of your child's daily routine.


My grandparents say, "It doesn't matter whether I am a boy or a girl".
They say, "I should be a good child".

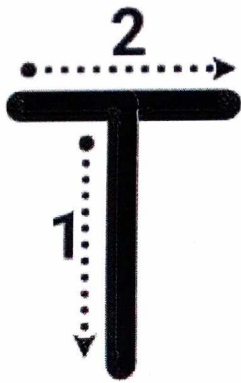


Colour the picture


Let me introduce myself:

- My name is _____.
- I am _____ years old.
- My favourite colour is _____.
- I love my family.





Tree



Train

Tracing practice area with four rows of dashed uppercase letter 'T' on a three-line grid for handwriting practice.






Tracing practice area with three dashed uppercase letter 'T' on a three-line grid.



Look how wonderfully, I can write this letter 'I',
So sleek and simple, it will catch your eye.





Draw lines to match the letter 'I' to its related pictures



Write and say aloud letter 'I'

Handwriting practice lines for the letter 'I'. The first line shows a solid 'I' followed by a dotted 'I' for tracing. Below are two more sets of dotted 'I's for tracing on a four-line grid.





Hat Hammer

Handwriting practice area consisting of five rows of horizontal lines. Each row contains five dashed uppercase 'H' characters for tracing, followed by blank space for independent practice.



Handwriting practice area consisting of one row of horizontal lines with four dashed uppercase 'H' characters for tracing.

See the picture match the correct letter



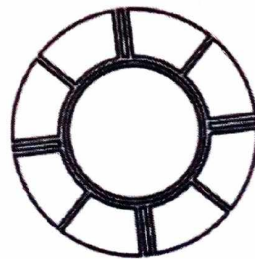
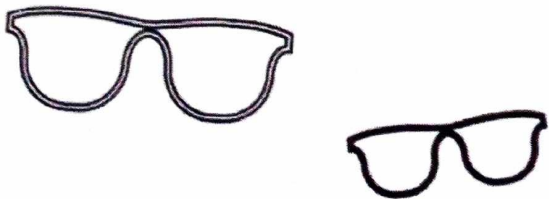



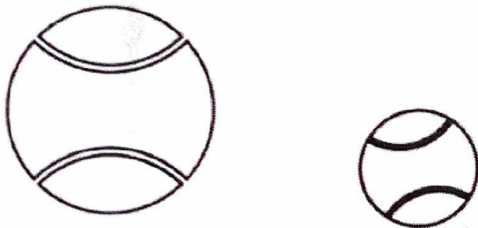

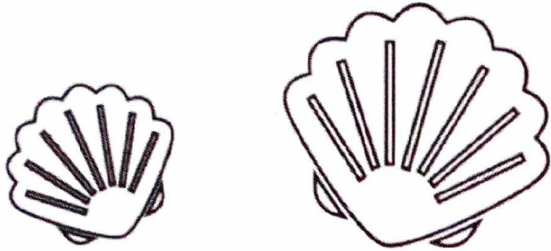
F
T
H
E
I
L

7

6

Big or Small?

Circle the BIG picture.




8

8

Number 7

Color, trace, count, find.




In my little world, I am like a star in the sky.


I will make all these shapes beautiful and colourful. Do you also wanna try?

Trace the dotted patterns and paste colourful paper bits in each shape.

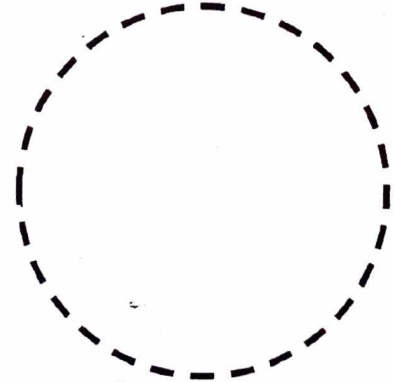


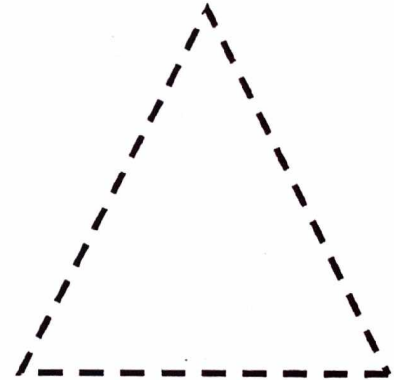
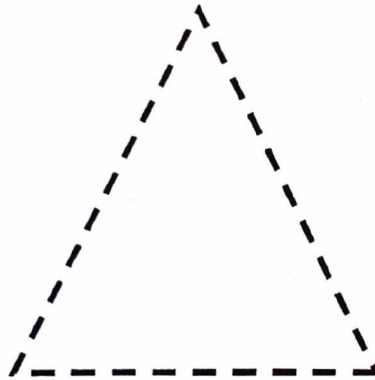


Colour



Trace



Trace



Shapes are all around.







In the sky and on the ground.

Circle, square and triangle too.

Each one has something cool to do.



COUNT AND MATCH



5

4

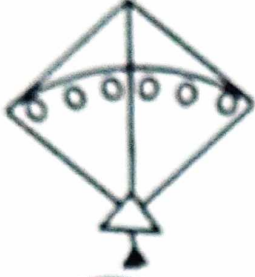
2

3

6

1

चित्र देखकर सही वर्ण पर गोला लगाओ।



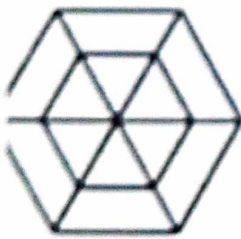
त प फ




ष फ त



न प ष





ष त न





ष प फ

वर्ण को सही चित्र से मिलाए।



र



I might not be able to name my feelings but I express them the best through my expressions....

Match the same expression by drawing a line.



Happy



Surprised





Sad



Excited



How do you feel today?
Draw your emotions on the given face.



Nuggets of Information


We must respect others' emotions and care for them.

FRIENDS LET'S LEARN GOOD HABBITS

Match the pictures with correct words. Show it with arrows.



Good Night!



Thank you!




Bye Bye!




Good Morning!

Take it!



Nature is the poetry of the earth.

Let's colour the picture with beautiful cryon colours.




Colour Me

Summer is a season where,
eating Ice-Cream is a reason.



Freeze Tag Yoga

Game



Gather a group of players and choose one to be "it." The player that is "it" will chase the others, trying to catch and tag them. Once a player has been tagged, he or she must "freeze" into a yoga pose. Continue until everyone is frozen. The last player tagged takes over as "it."

Variation - Players can "save" other players that are frozen by tagging them as they run by.

ME AND

A Father is a pillar of every family
and he always helps me in
my life long learning

MY DAD

18 19

18

- **English :-** Do practice of letter L, T, I, H, E, F, V, (3 Pages)
- **Oral: -** Learn A to P with sounds
- **English work book:-** Do page No. 19, 21, 29
- **Mathematics:-** Do practice of Numbers 1, 2, 3, 4, 5, 7 (3 Pages)
- **Oral: -** Learn counting 1 to 50
- **Hindi:-** Do practice of वर्ण प, फ, ष, त, न, ग, र, स (3 Pages)
- **Oral: -** व्यंजन गीत याद करो।
- **EV.S:-** Learn Good Habits, Name of the Parts of the Body, Bathroom Articles & Fruits
- **Drawing: -** Draw and Colour the pictures of the following.
(In Drawing File)
 - Mango, Sun and Tree
- **Scrap Book: -** Paste any Five Pictures of Kitchen Articles and Bathroom Articles.
- **Art Book:-** Do page No. 15, 17, 23, 31

Note: - Do all the work in Three-in-one notebook.

